






Year.	Mar/15	Mar/16	Mar/17	Mar/18	Mar/19	Mar/20	Mar/21	Mar/22	Mar/23	Mar/24	Mar/25	Mar/26	Mar/27	Mar/28	Mar/29
<b>Cash From Financing Activities</b>	8223	-414	-414	-744	-703	-661	-620	-578	-537	-496	-454	-345	-345	-345	-345
<b>Total Cash Flows Available for Distribution</b>	0	551	594	308	389	474	529	619	711	710	748	868	918	972	1030
Dividend Expense	0	25	29	26	34	41	46	53	61	61	64	75	79	84	89
Dividend Distribution Tax	0	4	5	4	5	7	7	9	10	10	10	12	13	14	14
<b>Net Cash and Bank Balance</b>	0	521	560	277	350	426	476	557	640	639	673	781	826	875	927
Opening Balance	0	0	521	1082	1358	1709	2135	2612	3168	3808	4447	5120	5901	6727	7602
Addition	0	521	560	277	350	426	476	557	640	639	673	781	826	875	927
Closing Balance	0	521	1082	1358	1709	2135	2612	3168	3808	4447	5120	5901	6727	7602	8529




### Balance Sheet

<b>Asset</b>															
Gross Fixed Assets	8223	8223	8223	8223	8223	8223	8223	8223	8223	8223	8223	8223	8223	8223	8223
Accumulated Depreciation	0	-255	-510	-765	-1020	-1274	-1529	-1784	-2039	-2294	-2549	-2804	-3059	-3313	-3568
Net Fixed Assets	8223	7968	7713	7458	7204	6949	6694	6439	6184	5929	5674	5419	5164	4910	4655
<b>Current Asset</b>															
Cash	0	521	1082	1358	1709	2135	2612	3168	3808	4447	5120	5901	6727	7602	8529
<b>Total Asset</b>	8223	8489	8795	8817	8912	9084	9305	9607	9992	10376	10794	11320	11892	12511	13183
<b>Liabilities</b>															
Shareholder's Equity	2467	1480	1480	1480	1480	1480	1480	1480	1480	1480	1480	1480	1480	1480	1480
Reserves and Surplus	0	266	572	939	1380	1897	2464	3111	3842	4571	5334	6206	7122	8087	9105
Total Networth	2467	1746	2052	2419	2860	3377	3944	4591	5322	6051	6814	7686	8602	9568	10585
Debt Outstanding	5756	5756	5756	5411	5065	4720	4375	4029	3684	3339	2993	2648	2302	1957	1612
<b>Total Liabilities</b>	8223	7503	7808	7830	7926	8097	8319	8621	9006	9389	9808	10334	10905	11525	12197
	0	987	987	987	987	987	987	987	987	987	987	987	987	987	987




Revenue                    ₪ 7,855.85  
EBT + Depr                ₪ 5,807.48  
                                  ₪ 2,048.37



















	1	
	52	
	53	
	54	
	57	
	58	
	59	
	60	
	61	
	62	
	63	
	64	
	65	
	66	
	67	
	68	
	69	
	70	
	71	
	72	
	73	
	74	
	76	
	77	
	78	
	79	
	80	
	81	
	82	
	83	
	84	
	85	

